

User Guide

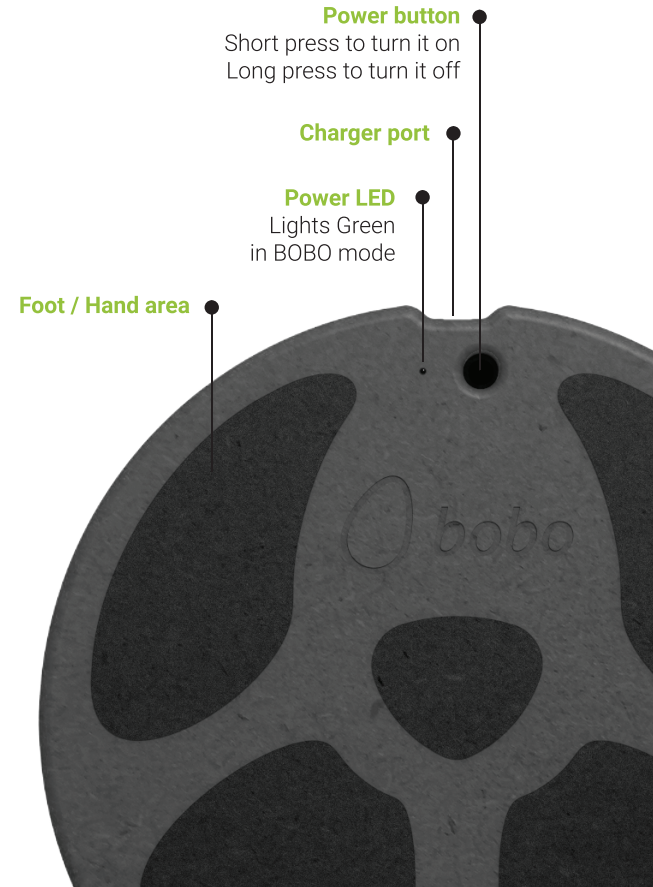


Product information

bobohome is an affordable training board that mounts on any balance training device turning it into a smart training tool. By tilting the board, the user controls games and training programs that are motivating and challenging. Bobo's software - offers personalized training programs that keep track of user performance and progress. Compatible with a wide range of free games and training programs, **bobohome** lets the user choose their preferred content - turning exercise/rehabilitation into a fun and rewarding activity.

Notes

1. Avoid the unit being dropped.
2. Do not disassemble or insert foreign objects into the unit.
3. Do not wipe the surface of the unit with alcohol or abrasives.
4. Avoid contact with water.
5. Specifications are subject to change and improvement without notice.




Let's start!

1



Download the **bobohome** app.

2



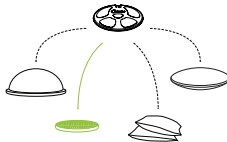
Power on the **bobohome** by a short press on the power button.
While powering on, the Power LED will pulse green.

3



Pairing is automatic!
Make sure your smartphone's/tablet's Bluetooth is enabled.
*Do not try to pair the **bobohome** with your device through the Bluetooth Settings tool.
If you do, the **bobohome** will not be able to communicate with bobo's app.*

4



Place the **bobohome** on the **balance cushion** or or any other compatible balance training tool.
(Don't try to use it on the floor. The **bobohome** will not respond without tilt movements).

Stand on the bobohome

When placing the **bobohome** on a low platform :

1



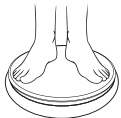
Place one foot on one side of the **bobohome** and apply weight. The board will tip toward that foot until the edge of the board rests on the ground. Shift your weight entirely onto that leg, holding onto something sturdy for support if necessary.

2



Place your free foot on the opposite side of the board, an equal distance from the center.

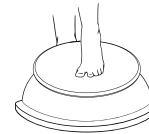
3



Shift your weight back and forth until it's evenly balanced. Just standing on the board like this can be a major challenge at first. Hold onto something sturdy for balance if necessary but wear yourself off the support one finger at a time as your balance improves.

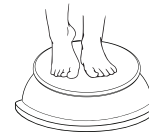
When placing the **bobohome** on high platforms :

1



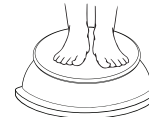
Place one foot in the middle of the **bobohome**, and slowly shift your weight onto it.

2



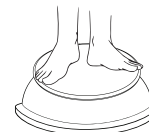
Place your free foot just next to your other foot.

3



Slide your feet apart slowly one foot at a time, without lifting it off the **bobohome**.

4



Shift your weight back and forth until it's evenly balanced. Just standing on the board like this can be a major challenge at first. Hold onto something sturdy for balance if necessary but wear yourself off the support one finger at a time as your balance improves.







Now you're ready to play!

After playing, You can power off the BOBO by pressing and holding the power button. A long beep sounds, and the Power LED turns off.



Product information

Operation status light:

Turn on A short press on the button		Status light on - green
Turn off Press button and hold		Status light off
Working System is on		Status light pulses green
Battery low 30 min before depletion		Status light pulses red
Battery charging		Status light pulses blue
Battery charged		Status light static orange

Troubleshooting

1. What to do if the **bobohome** does not connect to the **boboapp**?

- Verify that the **bobohome** is turned on (green LED blinking).
- Verify that Bluetooth is enabled on your device.
- close the **boboapp** and open it again.
- In case the **bobohome** was connected to a different device around you, close the **boboapp** from the background of this device before trying to connect it to a new device.
- Pairing is automatic! Make sure you didn't pair the **bobohome** using the Bluetooth Settings tool of your device. If the **bobohome** was paired in this way, go to SETTINGS > BLUETOOTH press on BOBOARD3 and choose the FORGET option.

2. What should I do if the status light is off?

- Try to Power on the **bobohome** by a short press on the power button.
- Charge the **bobohome**, ensuring the cable is properly connected to the USB port.
- The status light should pulse ORANGE while charging.
- The **bobohome** does not work while charging!

Information and direction for use

"Hereby, BO&BO Ltd, declares that the radio equipment type 'bobo' is in compliance with Directive 2014/53/EU.
The full text of the EU declaration of conformity is available at the following internet address: www.bobo-balance.com.




Specifications:

- 10 hours of continuous use without recharging
- LED & audio indicators
- Sensors: 3-axis accelerometer
- Operating Temperature: -5°C to 45°C (23°F to 113°F)
- Battery Type: Rechargeable 100mAh lithium polymer
- Communication Modules: Bluetooth low energy (BLE)

Please observe the following precautions before using your bobohome:

- Inspect the unstable balance platform under the bobohome prior to each use for nicks, tears, punctures or other defects that may cause the unstable balance platform to fail. Do not use an unstable balance platform if damage, punctures or defects are found.
- After placing the bobohome at the center of the chosen unstable balance device, make sure that the bobohome is firmly attached to the balance device surface. Do not use the bobohome if the bobohome glides or slips from the device surface
- Always use the bobohome and the unstable balance platform on a flat, horizontal and stable surface. Use the bobohome in an open space away from furniture, walls and equipment. Inspect the floor surface for any small objects that could puncture or damage the unstable balance platform.
- During practice, make sure that you have a support such as a wall or a stable table within an arm's reach.
- Do not engage in exercises that require bouncing or jumping while using the bobohome.
- No more than one person should use the bobohome at a time.
- Avoid stepping or standing on the edges of the board.
- Do not use tape, nails or similar devices to attach the bobohome to the unstable balance platform.
- Do not expose the board to liquids or to extremes of heat or cold.
- Do not use the bobohome if you are under the influence of alcohol or any other substance that could affect your sense of balance or perception and cause you to slip or fall.
- The life expectancy of this product depends on how much it is used. As a precaution, the bobohome should be inspected frequently and replaced as necessary.
- An adult must explain all Safety Information and usage guidelines and instructions to all children or people with mental or cognitive problem who are going to use the bobohome. Failure to do so may result in injuries or damage to the system or other property. Observe children during gameplay for proper and safe use of the board.
- An adult should initially assist young children to make sure they understand correct usage. BO&BO LTD. ASSUMES NO LIABILITY FOR INJURY OR DAMAGES THAT MAY OCCUR WITH THE USE OF THIS PRODUCT. THE CONSUMER ASSUMES ALL LIABILITY AND USES THIS PRODUCT AT THEIR OWN RISK IMPORTANT SAFETY INSTRUCTIONS
- Do not alter, disassemble, open or crush the product.
- The product includes lithium - ion battery. Keep away from fire.
- Keep the product dry. Do not make use with wet hands. Moisture can cause electric shock. • The product may heat up during use - This is normal.
- Do not use or leave the battery near - Fire, Oven, direct exposure to sunlight, car parking in the sun or any other heat source. Doing so may cause the battery to overheat and lead to torching.
- If the product begins to swell or expand, distributor a smell or heats up to the stage you cannot touch it, stop using the product immediately and contact a service laboratory.
- Do not make any changes / corrections independently use help by only by a qualified technician laboratory importer / manufacturer.
- If the battery starts to spread liquid, stop using the product immediately and contact a service laboratory.
- Ensure that the use is in accordance with the manufacturer's instructions.
- Do not leave the unit in charge mode for a long time.
- Do not store the product in a hot or humid environment.
- Use only the specified charger product. Using incorrect charger may result in overheating, fire and explosion of the battery.
- Beware of exposing the battery to water or any other liquid, not for cleaning the contacts and no other purpose.
- Do not insert or place the device in to or next to a microwave, oven or any appliance that generates heat, due to the risk of overheating of the battery.
- If the battery is not charging effectively, please avoid repetition of long, continuous charging excessively. Reload extended without discharging the battery may cause overheating.
- Battery should not spread a strange smell or fluid material if so please call service center.
- The battery contains combustible material and may catch fire.
- Never leave the product in areas with direct exposure to sunlight, a car parked in the sun or in any environment with high temperature.

BO&BO Ltd. O.C ID: 515218261 / info@bobo-balance.com / +972 35731198 / 11Ha'avoda St, Rosh-Ha'ain, Israel
E.A.R. - Obelis S.A. Boulevard GénéralWahis 53, B-1030 Brussels, BELGIUM.



Traditional balance training devices can be found at any rehab center, clinic or gym. They are considered standard injury treatment tools that have also been shown to reduce the incidence of injury to all lower limb joints.

bobohome is a smart board that is mounted on traditional balance training products and turns them into integrative and smart training platforms. Enables a wide range of training poses and exercise levels. The user tilts the **bobohome** to control virtual games and training programs. Transforming balance and core training into a motivating and challenging game.

Balance Better.